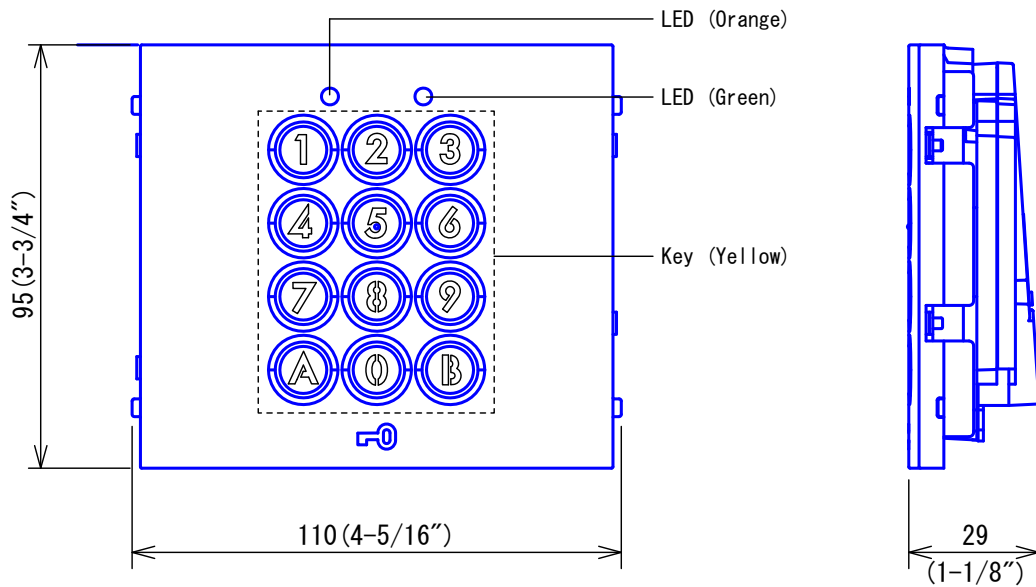
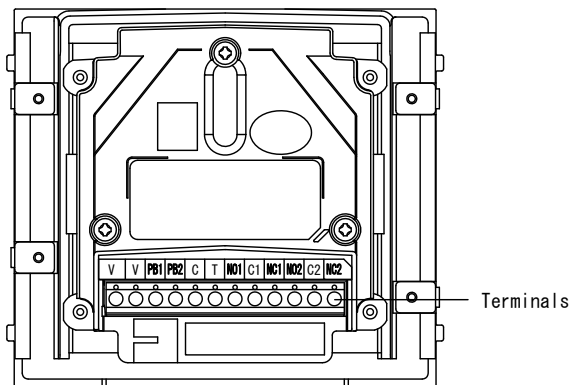


■ PRODUCT DRAWING

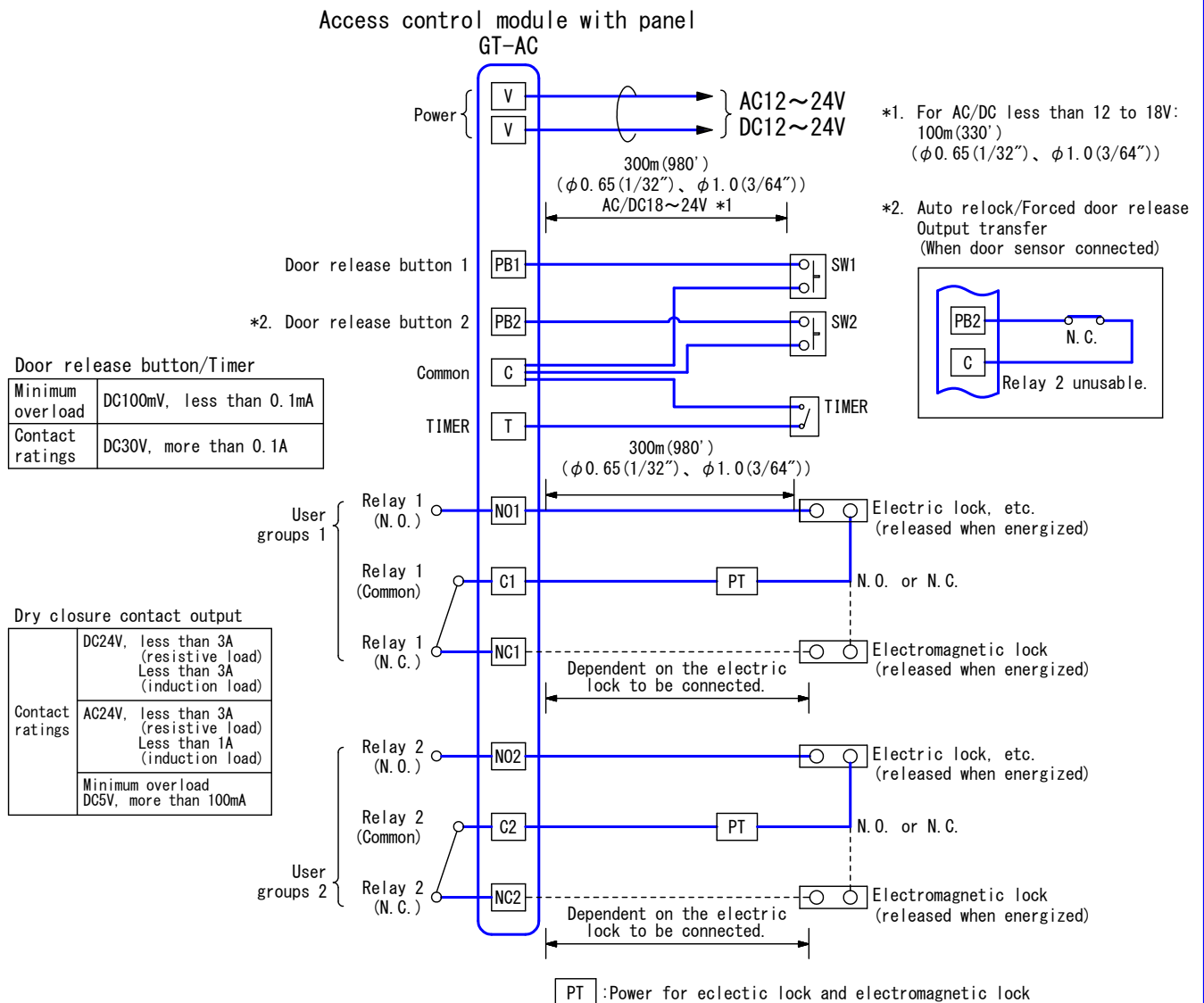


<Back view>



DESCRIPTION ACCESS CONTROL MODULE WITH PANEL	FIG. NAME PRODUCT DRAWING	UNIT mm	DATE 6 July, 2017
MODEL NO. GT-AC	FIG. NO. G57523-1-4	PAGE 1/4	REVISION 2
AIPHONE			

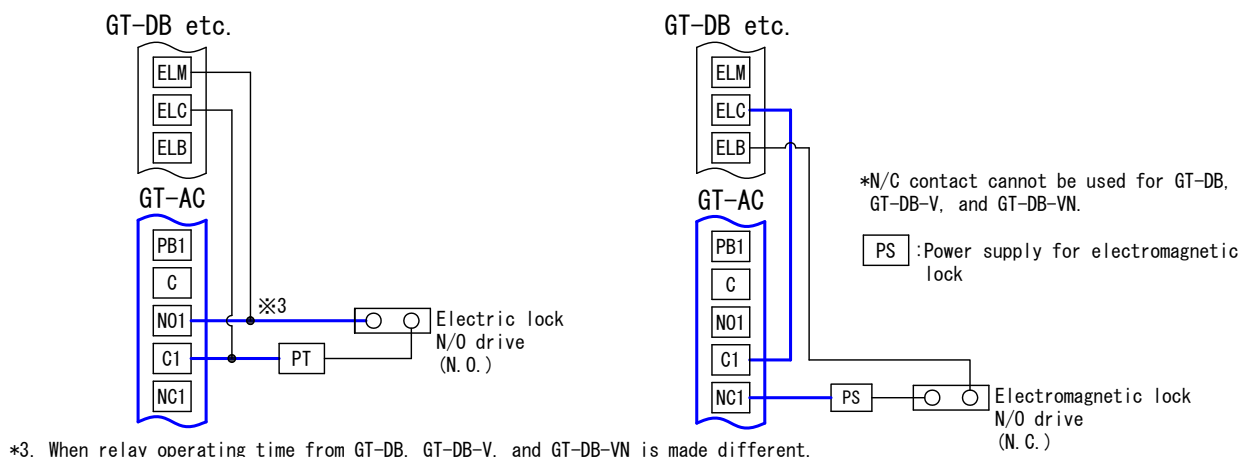
## ■ WIRING DIAGRAM 1 (DESCRIPTION)



## ■ WIRING DIAGRAM 2

<N/O drive wiring (electric lock, etc.)>

<N/C drive wiring (electromagnetic lock, etc.)>



DESCRIPTION ACCESS CONTROL MODULE WITH PANEL	FIG. NAME WIRING DIAGRAM	UNIT mm	DATE 11 July, 2017
MODEL NO. GT-AC	FIG. NO. G57523-2-4	PAGE 2/4	REVISION 2
AIPHONE			

## ■ RESTRICTIONS

- Door sensor can be connected only to the terminals for Door release button 2 ( **PB2** and **C** ).
- When Door sensor is mounted, Door release button 2 cannot be connected to **PB2** and **C** .
- Auto relock works only for Relay 1.
- After setting user code digit number, master code will have the same digit number (4 to 6 digits)
- GT-AC can drive 2 relays. However, only one relay can be driven from GT Residential/tenant station.
- Power for GT-AC power must be different from that for GT system.
- The connection with N/C contacts is not available for GT-DB, GT-DB-V, GT-DB-VN.
- Relay operating time from GT-DB, GT-DB-V, GT-DB-VN is different from relay operating time from GT-AC.

## ■ FUNCTIONS

- 2 relay circuits
- Max. 100 user codes can be registered. (Relay 1: 60 codes, Relay 2: 40 codes)
- Activating door release by pressing code (4 to 6 digits)
- Lockout function provided in which after any optional number of invalid code inputs are made, code input is disabled for a set time. (Setting required)
- Transfer output setting available which activates alarm or security equipment when lockout function is activated or unauthorized door opening is made. (Setting required.)
- Auto relock (anti tailgate) function available which, interlocked with door open/close sensor (N/C), locks the door one second after the door opening and closing following the lock release, to prevent any third party from intruding. (Setting required.)
- Door release possible simply by pressing 0 key if it is within a set time by interlocking external timer (N/O) (Setting required.)

## ■ SETTING

<Setting required items>

- User code: Max. 100 codes  
Relay 1: 60 codes      Relay 2: 40 codes

<Items for optional setting>

- Key light lighting-up time: Select from 10 to 99 sec. or always-on (Default: 10 sec.)
- Relay output operation time setting: 1 to 99 sec. or latch (Default: 3 sec.)
- Code (Master/user both) digit number setting: 4 to 6 digits (Default: 4 digits)
- Transfer output setting: ON/OFF (Default: OFF)
- Lockout ON/OFF (Default: OFF)
- Auto Relock ON/OFF (Default: OFF)  
No. of times of invalidity for ON: 10 to 99 times  
No. of seconds of invalidity for ON: 10 to 99 sec.
- Timer-interlocked door release setting: Relay 1/Relay 2/Relay 1 and 2 (Default: Relay 1 only)  
0 key light interlock: ON/OFF (Default: OFF)
- Operation tone setting: ON/OFF (Default: ON)

DESCRIPTION ACCESS CONTROL MODULE WITH PANEL	FIG. NAME <b>RESTRIC. /FUNC. /SETTING</b>	UNIT mm	DATE 6 July, 2017
MODEL NO. <b>GT-AC</b>	FIG. NO. G57523-3-4	PAGE 3/4	REVISION 2 <b>AIPHONE</b>

## ■ SPECIFICATIONS

Power source	AC12~24V or DC12~24V				
Current consumption	AC : Max. 100mA DC : Max. 70mA				
No. of relay circuits	2				
Relay contact	N.O. or N.C.				
Relay contact capacity	DC24V, 3A or less (resistance load), 1A or less (induction load) AC24V, 3A or less (resistance load), 1A or less (induction load) Minimum overload: DC5V, more than 100mA				
User Code	Max. 100 codes (Relay 1: 60 codes, Relay 2: 40 codes)				
No. of Door release button circuits	2				
Door release button/ Timer contact capacity	Minimum overload: DC100mV, less than 0.1mA				
	Contact rating: DC30V, more than 0.1A				
Ambient temperature	-10~+60°C (14~140° F)				
Mounting	Flush wall-mount. (dedicated exposed box usable.)				
Material	Front panel: Zinc-diecasting				
Weight	330g (approx.) (0.73 lbs)				
Unit color	Front panel: Pale beige mica metallic				
Wiring distance		Power	Wire diameter: 0.65 (1/32") to 1.0mm (3/64")		
	Main unit to power	Less than AC/DC12~18V	100m (330' )		
		AC/DC18~24V	300m (980' )		
	Main unit to Door release button/Timer	—	300m (980' )		
Main unit to (RY)	Dependent on the electric lock to be connected.				
DESCRIPTION ACCESS CONTROL MODULE WITH PANEL		FIG. NAME SPECIFICATIONS		UNIT mm	DATE 11 July, 2017
MODEL NO. GT-AC		FIG. NO. G57523-4-4	PAGE 4/4	REVISION 2	AIPHONE